Brief instructions for regeneration of Diesel Particulate Filter Kubota V3307 / V2403

H 5i/7i • H222
HD 13i-14i • H231

HAMM

I



FLASHING

Everything is Normal. Engine is performing Automatic Regeneration.

Machine can be operated without restrictions. Warm-up machine and hold at operating temperature.

Do not turn off the engine as long as the indicator light is flashing (approx. 35 minutes).

II



flashing flashing

CAUTION! The Parked Regeneration must be activated immediately!
(Details for Parked Regeneration see back page)

The machine is already operating at reduced power.

The Parked Regeneration process will not start until the engine has reached the required operating/regeneration temperature.





flashing flashing

Parked Regeneration is in operation (for approx. 35 minutes)!

Do not turn off ignition or release parking brake or the regeneration process will be interrupted immediately.



OFF OFF

The Parked Regeneration process was successful and has finished!

III



ON

ON ON

CAUTION! Automated Regeneration or Parked Regeneration has been interrupted more than three times.

The machine is operating at considerably reduced power only.
(Power reduction 70%)

Move the machine to a safe place and park it! Contact authorized WIRTGEN GROUP Service immediately!

© HAMM AG 2016

Brief instructions for regeneration of Diesel Particulate Filter Kubota V3307 / V2403
H 5i/7i • H222
HD 13i-14i • H231

HAMM

Perform Parked Regeneration. Engine/regeneration temperature is sufficient!



1

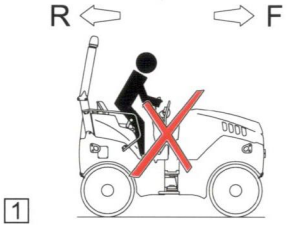

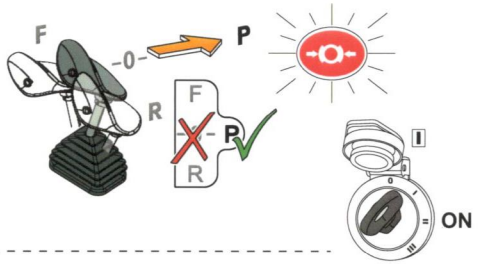

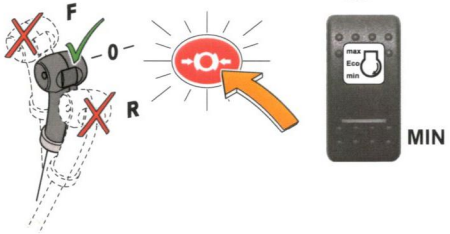

2

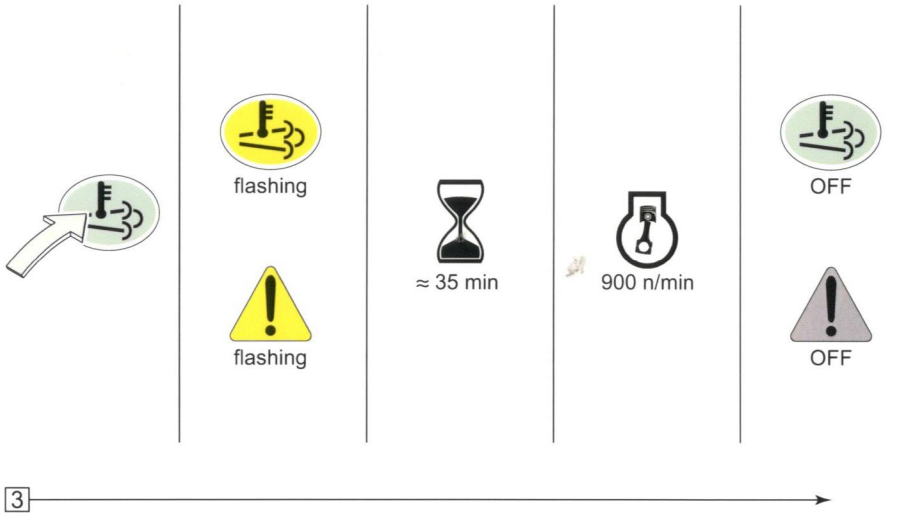

3

Perform Parked Regeneration. Engine/Regeneration temperature is NOT sufficient!

When the required engine / regeneration temperature has NOT been reached, engine speed will be increased automatically after pressing the regeneration button. Parked regeneration starts automatically for a period of approx. 35 minutes. After successful regeneration, the engine speed is reduced noticeably again.



1

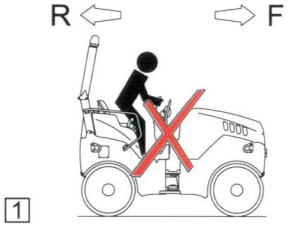

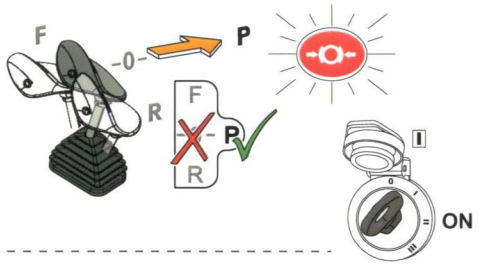

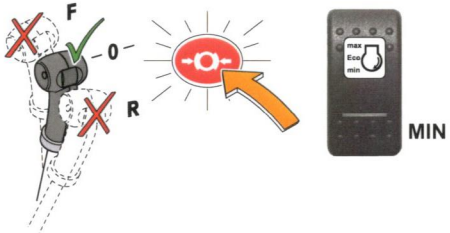

2

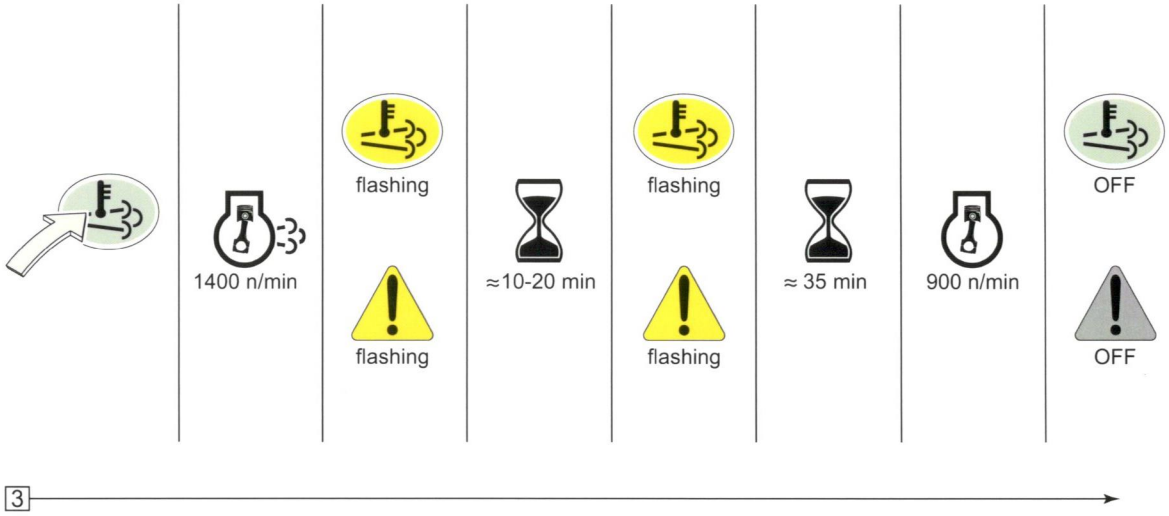

3

© HAMM AG 2016